

Produce Series

Sliced Limes



Staying Safe

- Always handle needles with care—they're sharp and should be treated gently.
- Take your time with each stitch. There's no need to rush!
- If you have a thimble, wear it to protect your fingertips while sewing.
- Keep needles away from little kids, pets, and bare feet.
- When you're done sewing, store your needle safely in its case or pin cushion.
- If a needle breaks, look around carefully and throw away all the broken pieces right away.
- If you accidentally poke your skin, gently clean the spot and put on a bandage.
- These felt treats are just for fun and decoration—not for small children to play with.
- If your project gets a little messy, gently clean it with a damp cloth and warm water.
- Never put your felt creations in the washing machine—it can ruin the fabric.
- The supplies in this kit are made just for felt—please don't use them on other materials.

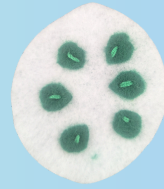
Included In Your

Sliced Limes Kit

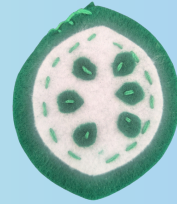


4 Lime Slices
Stuffing

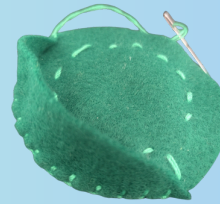
Thread
3 Sewing Needles
1 Needle Threader



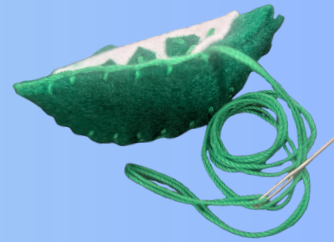
Single stitch 6 seeds on the white oval with green thread.



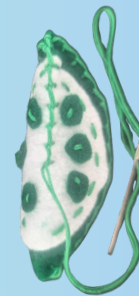
Running stitch the white oval to the green oval.



Blanket stitch around the diamond, leaving an opening for stuffing.



Add stuffing, then blanket stitch closed.



Blanket stitch across the lime top to create a crease.